



# NETGEAR Orbi 4G LTE Router (LBR20) FIRMWARE upgrade Instruction

New Firmware Version – PAR01A06M4G

Release Date: February 9, 2021

*Your NETGEAR Orbi 4G LTE Router (LBR20) has a new LTE firmware update available that may improve your overall network performance. Please follow the instructions below to install the firmware update.*

**NOTE 1:** It is highly recommended that you frequently check for new firmware versions and upgrade your Orbi 4G LTE Router for optimal performance when updates are available.

**NOTE 2:** To install the 4G LTE FIRMWARE upgrade, you need to:

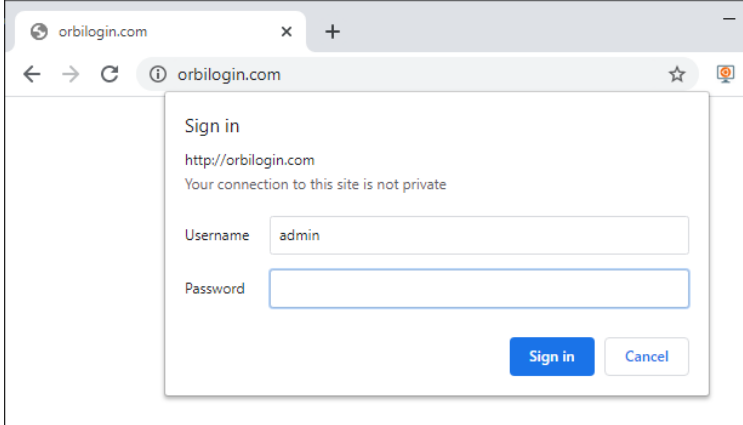
- Connect your computer or phone to your Orbi 4G LTE Router
- Ensure internet connectivity is established
- Log in via the router Graphical User Interface (GUI)
- Follow the steps outlined below.

**NOTE 3:** You may also see new Orbi FIRMWARE (version 2.5.3.4) with the LTE FIRMWARE update. If you do, please update Orbi FIRMWARE to 2.5.3.4 first, then update the LTE FIRMWARE.

**NOTE 4:** The Orbi Mobile Application does not currently support LTE FIRMWARE updates. Firmware updates must be made via the Graphical User Interface (GUI).

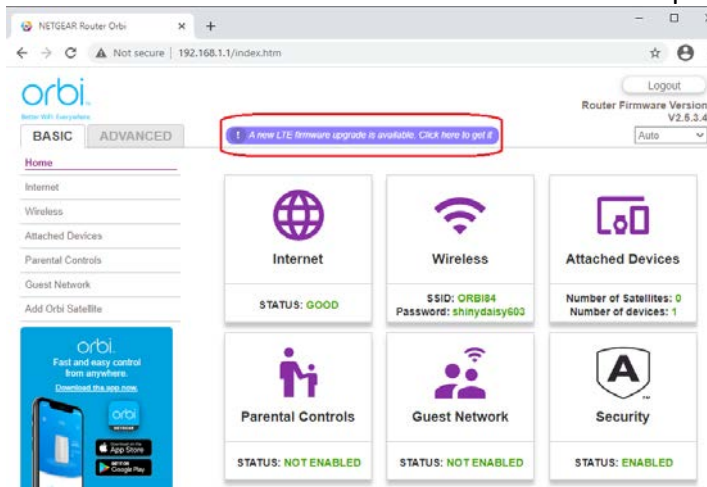
## Orbi LTE FIRMWARE update via GUI

1. With your computer or phone, please connect to your Orbi 4G LTE Router, and launch a web browser.
2. Please visit 'orbilogin.net' or 'orbilogin.com'. You will see the following pop-up:

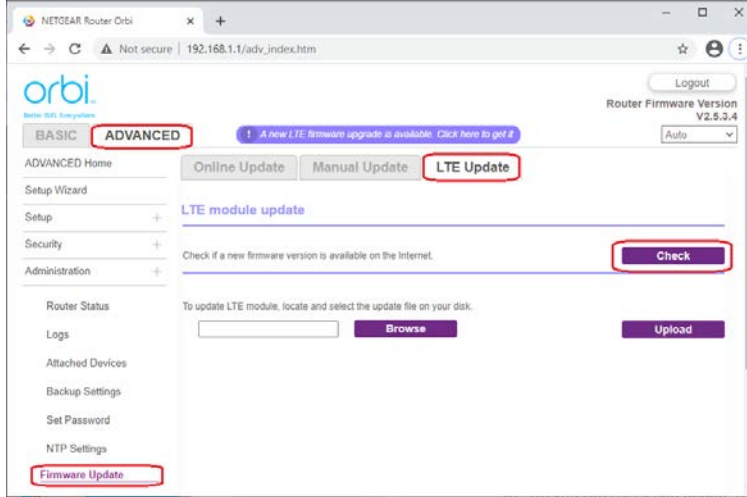


Try <http://192.168.1.1> if you can't open the page correctly.

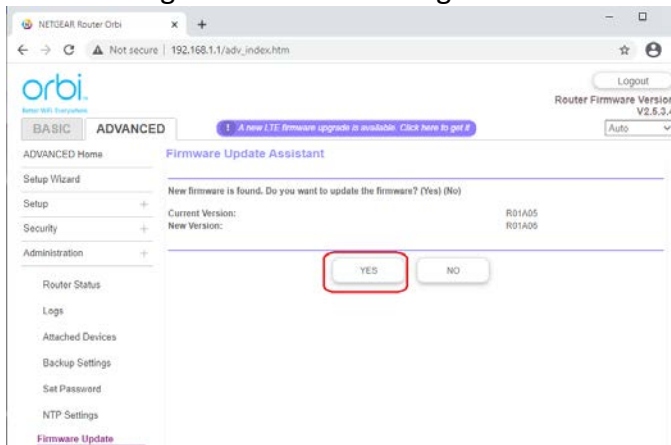
3. For Username, please enter "admin", and for password, please enter the unique password you have selected during your initial installation.
  - a) Any available update will be notified via the top banner. Click the banner to be directed to the FIRMWARE update page.



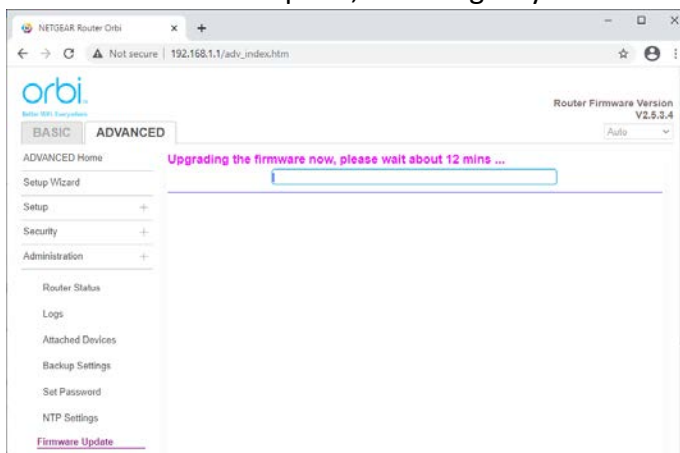
- b) Alternatively, you can check and update from the menu below.  
(Advanced -> Administration -> Firmware Update -> LTE Update)



- c) Click 'Check' to initiate a search for the newest FIRMWARE available, and it will begin downloading the FIRMWARE image.



- d) Click 'YES' to start installing the FIRMWARE image. The upgrade process will take up to 12 minutes to complete, including a system reboot when done.

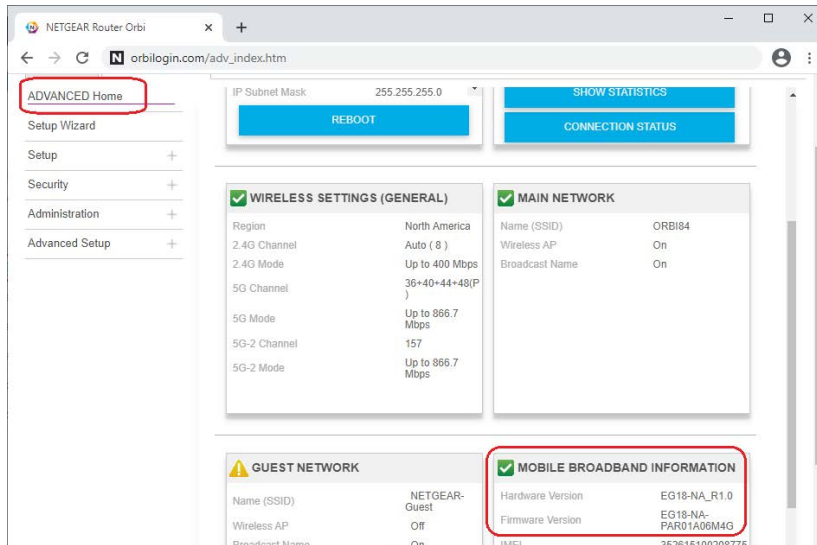


## Post Update

Once the firmware upgrade process has completed, log back into your Orbi 4G LTE Router to verify that the Current Firmware Version was applied.

(Advanced Home -> scroll down and check 'Mobile Info' section)

The LTE module's (EG-18NA) current version should appear as PAR01A06M4G.



**Congratulations.** Your Orbi 4G LTE Router has now been updated. You may close the GUI and disconnect your computer from the Orbi 4G LTE Router.